

2022 NOBLE COUNTY ASSESSOR'S OFFICE REPORT TO THE EXCISE BOARD

07/26/2022

City/Village

DISTRICT	DESCRIPTION	PERSONAL PROPERTY	REAL PROPERTY	PUBLIC SERVICE	TOTAL VALUATION	HOMESTEAD EXEMPTIONS	OTHER EXEMPTIONS	NET VALUATION
T01	Perry	11,788,427	25,587,220	1,437,823	38,813,470	1,003,792	311,027	37,498,651
T02	Billings	696,408	845,578	166,809	1,708,795	53,550	0	1,655,245
T03	Frontier RR	116,572	555,900	422,581	1,095,053	82,888	1,928	1,010,237
T06	Morrison	76,084	4,138,673	312,887	4,527,644	138,152	73,981	4,315,511
T07	Sumner	0	66,759	23,924	90,683	6,978	0	83,705
T08	J-94 Lucien C-D	17,219	166,614	214	184,047	13,000	0	171,047
CITY/VILLAGE TOTAL VALUATION		12,694,710	31,360,744	2,364,238	46,419,692	1,298,360	386,936	44,734,396

County

DISTRICT	DESCRIPTION	PERSONAL PROPERTY	REAL PROPERTY	PUBLIC SERVICE	TOTAL VALUATION	HOMESTEAD EXEMPTIONS	OTHER EXEMPTIONS	NET VALUATION
C001	Noble County General	62,164,359	68,379,111	140,052,972	270,596,442	2,423,734	693,864	267,478,844
COUNTY TOTAL VALUATION		62,164,359	68,379,111	140,052,972	270,596,442	2,423,734	693,864	267,478,844

Other

DISTRICT	DESCRIPTION	PERSONAL PROPERTY	REAL PROPERTY	PUBLIC SERVICE	TOTAL VALUATION	HOMESTEAD EXEMPTIONS	OTHER EXEMPTIONS	NET VALUATION
EMS	EMERGENCY MNGT SYS	62,164,359	68,379,111	140,052,972	270,596,442	2,423,734	693,864	267,478,844
OTHER TOTAL VALUATION		62,164,359	68,379,111	140,052,972	270,596,442	2,423,734	693,864	267,478,844

School

DISTRICT	DESCRIPTION	PERSONAL PROPERTY	REAL PROPERTY	PUBLIC SERVICE	TOTAL VALUATION	HOMESTEAD EXEMPTIONS	OTHER EXEMPTIONS	NET VALUATION
I-1	I-1 Perry	16,950,377	42,240,036	12,811,035	72,001,448	1,579,695	407,099	70,014,654
I-2	I-2 Billings	18,867,473	4,289,933	2,794,950	25,952,356	118,883	38,150	25,795,323
I-4	I-4 Frontier	17,603,287	6,687,479	103,808,719	128,099,485	211,575	34,336	127,853,574
I-6	I-6 Morrison	2,075,401	11,952,695	13,930,859	27,958,955	404,581	214,279	27,340,095
Jt-101	J-101 Payne Gln	13,665	319,707	52,960	386,332	14,000	0	372,332
Jt-16	J-16 Payne Stw	32,951	256,203	1,624	290,778	8,000	0	282,778
Jt-3	J-3 Logan M.O.	644,178	1,515,132	2,442,284	4,601,594	52,000	0	4,549,594
Jt-47.5	J-47.5 G Garber	1,537,426	67,756	162,025	1,767,207	3,000	0	1,764,207
Jt-71	J-71 Kay PC	9	69,444	74,906	144,359	1,000	0	143,359

2022 NOBLE COUNTY ASSESSOR'S OFFICE REPORT TO THE EXCISE BOARD

07/26/2022


Jt-87	J-87 K Tonkawa	4,221,855	296,184	3,156,619	7,674,658	2,000	0	7,672,658
Jt-94	J-94 Garf C-D	217,737	684,542	816,991	1,719,270	29,000	0	1,690,270
SCHOOL TOTAL VALUATION		62,164,359	68,379,111	140,052,972	270,596,442	2,423,734	693,864	267,478,844

Vo-Tech


DISTRICT	DESCRIPTION	PERSONAL PROPERTY	REAL PROPERTY	PUBLIC SERVICE	TOTAL VALUATION	HOMESTEAD EXEMPTIONS	OTHER EXEMPTIONS	NET VALUATION
V15	AUTRY VO TECH	1,755,163	752,298	979,016	3,486,477	32,000	0	3,454,477
V16	MERIDIAN VO TECH	19,716,572	56,283,773	29,238,762	105,239,107	2,058,276	621,378	102,559,453
VO-TECH TOTAL VALUATION		21,471,735	57,036,071	30,217,778	108,725,584	2,090,276	621,378	106,013,930

I, Mandy Snyder, Assessor of Noble County Oklahoma, do hereby certify that the foregoing is a true and correct statement of valuations for Real Estate, Personal Property, Public Service and Homestead Exemptions as certified by the State Board of Equalization and shown by the records in the County Assessor's office. Subscribed by my name and affixed the seal of the County Assessor's office on this day of 07/26/2022.


State of Oklahoma)
) SS
 Noble County)



Mandy Snyder
 County Assessor
 Noble County



I, Sandra Richardson, County Clerk of Noble County Oklahoma, do hereby certify that the above is a true, correct and complete list of the valuations of Noble County Oklahoma as certified by the Noble County Assessor's office.




Sandra Richardson
 County Clerk
 Noble County




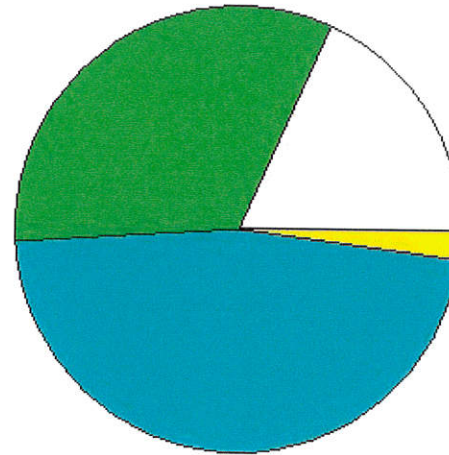
Seal

Excise Board:



Date

Real	Count	Value
Agricultural	38	312,785
Commercial	288	9,340,690
Residential	2,446	15,933,745
Total Real Value	2,772	25,587,220
Homestead	944	1,003,792
Veteran	27	311,027
Other	0	0
Total Exempt	1,041	1,314,819



TIF Increment Value

Net Assessed 24,272,401

Net Assessed Under Protest

Senior Freeze	197	545,798
Capped Parcels	1,374	3,033,667

Personal	Count	Value
Agricultural	18	51,884
Commercial	251	22,243,514
Mobile Home	21	23,651
Total Personal	290	22,319,049
Total Exempt	2	10,530,622

TIF Increment Value

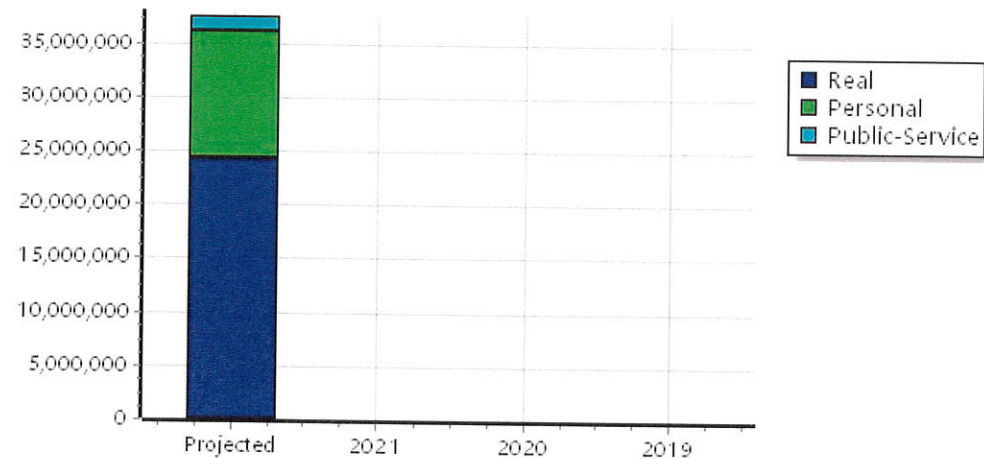
Net Assessed 11,788,427

Net Assessed Under Protest

Public Service	Count	Value
Total PS Value	15	1,437,823

TIF Increment Value

Net Assessed 1,437,823



District Totals

Total Gross Value	49,344,092
Homestead Loss	1,003,792
Other Exemption Loss	10,841,649

TIF Increment Value

Retained TIF Value

Net Assessed Value 37,498,651

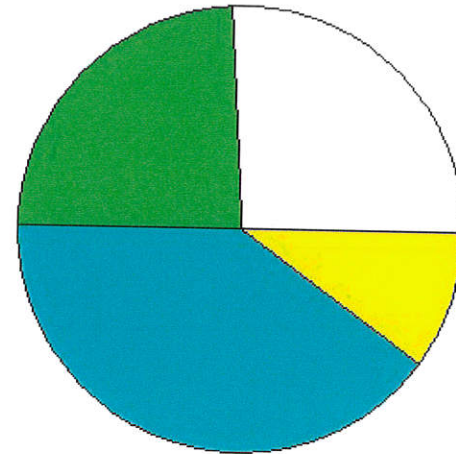
Net Assessed Under Protest

* Public Service Protests Values are not included on this report.

T02 Billings

District Type : City/Village

Real	Count	Value
Agricultural	4	7,814
Commercial	39	437,835
Residential	261	399,929
Total Real Value	304	845,578
Homestead	55	53,550
Veteran	0	0
Other	0	0
Total Exempt	55	53,550



TIF Increment Value

Net Assessed 792,028

Net Assessed Under Protest

Senior Freeze	2	0
Capped Parcels	77	193,465

Personal	Count	Value
Agricultural	4	4,207
Commercial	25	679,440
Mobile Home	7	13,077
Total Personal	36	696,724
Total Exempt	1	316

TIF Increment Value

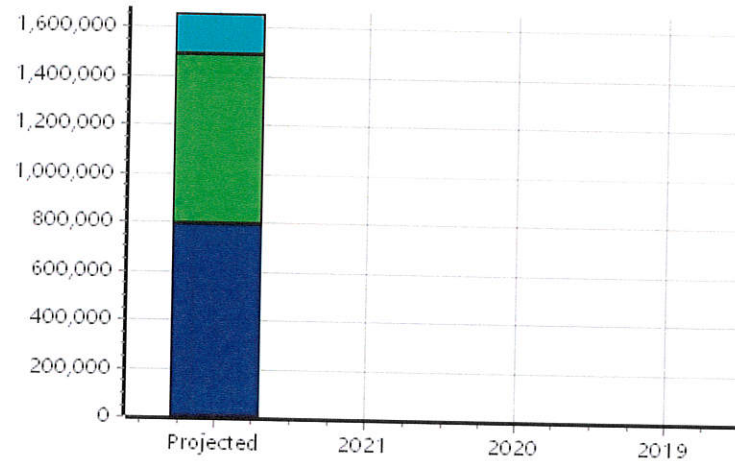
Net Assessed 696,408

Net Assessed Under Protest

Public Service	Count	Value
Total PS Value	12	166,809

TIF Increment Value

Net Assessed 166,809



District Totals

Total Gross Value 1,709,111

Homestead Loss 53,550

Other Exemption Loss 316

TIF Increment Value

Retained TIF Value

Net Assessed Value 1,655,245

Net Assessed Under Protest

* Public Service Protests Values are not included on this report.

Real	Count	Value
Agricultural	1	58
Commercial	17	65,251
Residential	339	490,591
Total Real Value	357	555,900
Homestead	79	82,888
Veteran	1	1,928
Other	0	0
Total Exempt	88	84,816

TIF Increment Value

Net Assessed 471,084

Net Assessed Under Protest

Senior Freeze	13	16,060
Capped Parcels	94	116,673

Personal	Count	Value
Agricultural	4	12,813
Commercial	12	91,654
Mobile Home	13	12,105
Total Personal	29	116,572
Total Exempt	0	0

TIF Increment Value

Net Assessed 116,572

Net Assessed Under Protest

Public Service	Count	Value
Total PS Value	16	422,581

TIF Increment Value

Net Assessed 422,581

District Totals

Total Gross Value	1,095,053
Homestead Loss	82,888
Other Exemption Loss	1,928

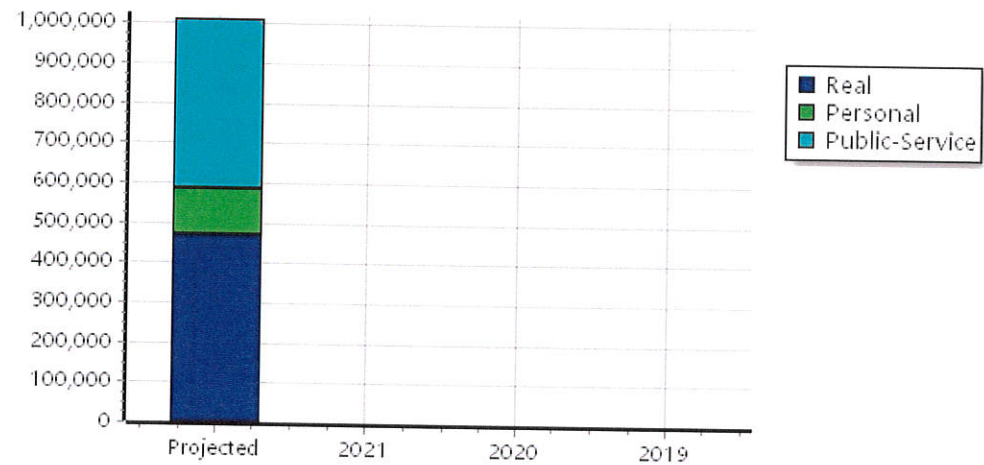
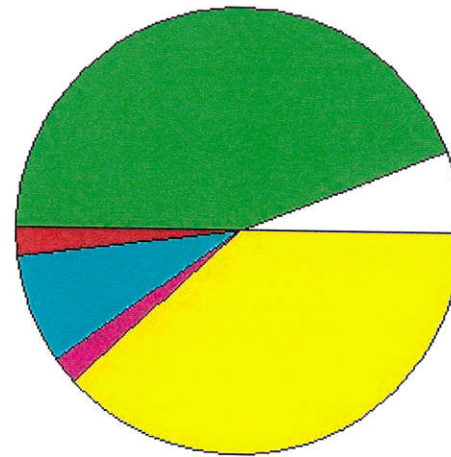
TIF Increment Value

Retained TIF Value

Net Assessed Value 1,010,237

Net Assessed Under Protest

* Public Service Protests Values are not included on this report.



Real	Count	Value
Agricultural	14	91,286
Commercial	45	580,371
Residential	349	3,467,016
Total Real Value	408	4,138,673
Homestead	135	138,152
Veteran	4	73,981
Other	0	0
Total Exempt	143	212,133

TIF Increment Value

Net Assessed 3,926,540

Net Assessed Under Protest

Senior Freeze	17	31,666
Capped Parcels	94	1,236,410

Personal	Count	Value
Agricultural	3	2,623
Commercial	35	48,242
Mobile Home	16	26,664
Total Personal	54	77,529
Total Exempt	1	1,445

TIF Increment Value

Net Assessed 76,084

Net Assessed Under Protest

Public Service	Count	Value
Total PS Value	8	312,887

TIF Increment Value

Net Assessed 312,887

District Totals

Total Gross Value	4,529,089
Homestead Loss	138,152
Other Exemption Loss	75,426

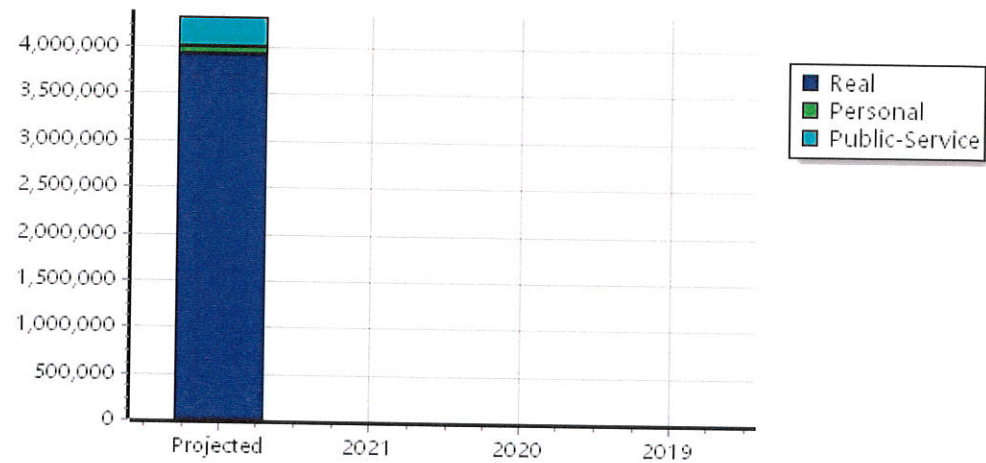
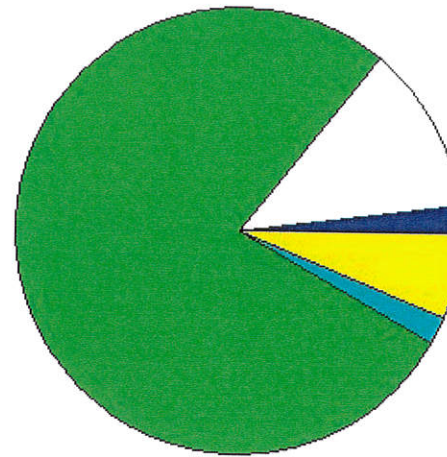
TIF Increment Value

Retained TIF Value

Net Assessed Value 4,315,511

Net Assessed Under Protest

* Public Service Protests Values are not included on this report.



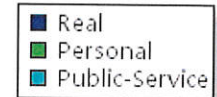
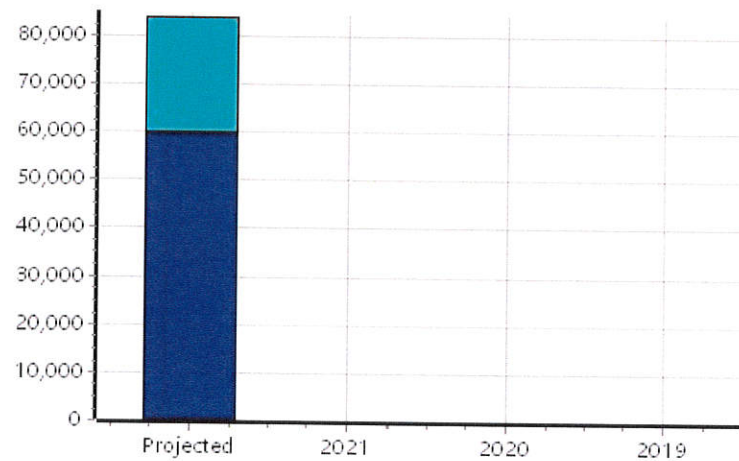


Real	Count	Value
Agricultural	0	0
Commercial	0	0
Residential	26	66,759
Total Real Value	26	66,759
Homestead	7	6,978
Veteran	0	0
Other	0	0
Total Exempt	8	6,978
TIF Increment Value		
Net Assessed		59,781
Net Assessed Under Protest		
Senior Freeze	2	1,422
Capped Parcels	2	131

Personal	Count	Value
Agricultural	0	0
Commercial	0	0
Mobile Home	0	0
Total Personal	0	0
Total Exempt	0	0
TIF Increment Value		
Net Assessed		0
Net Assessed Under Protest		

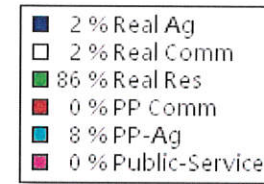
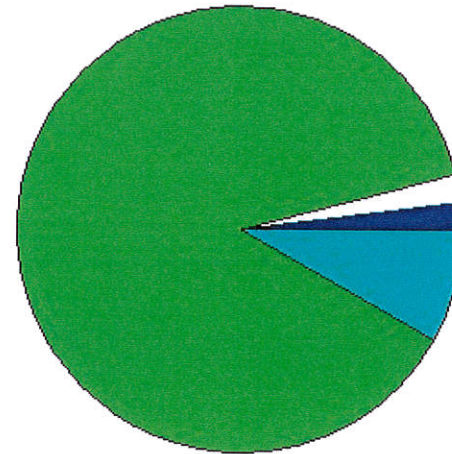
Public Service	Count	Value
Total PS Value	1	23,924
TIF Increment Value		
Net Assessed		23,924

District Totals	
Total Gross Value	90,683
Homestead Loss	6,978
Other Exemption Loss	0
TIF Increment Value	
Retained TIF Value	
Net Assessed Value	83,705
Net Assessed Under Protest	

* Public Service Protests Values are not included on this report.



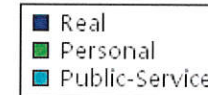
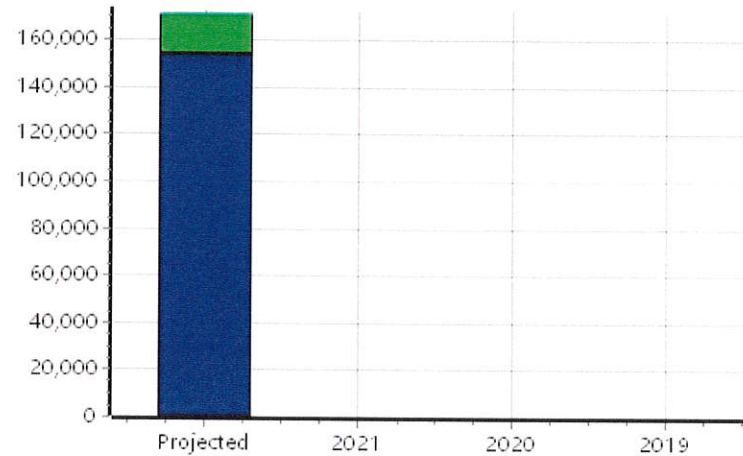
Real	Count	Value
Agricultural	2	4,139
Commercial	2	3,177
Residential	70	159,298
Total Real Value	74	166,614
Homestead	13	13,000
Veteran	0	0
Other	0	0
Total Exempt	13	13,000



TIF Increment Value

Net Assessed	153,614
Net Assessed Under Protest	
Senior Freeze	2 480
Capped Parcels	20 6,114

Personal	Count	Value
Agricultural	5	15,512
Commercial	2	1,707
Mobile Home	0	0
Total Personal	7	17,219
Total Exempt	0	0



TIF Increment Value

Net Assessed	17,219
Net Assessed Under Protest	


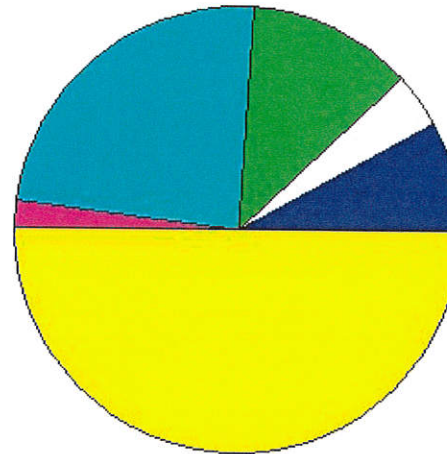
Public Service	Count	Value
Total PS Value	2	214
TIF Increment Value		
Net Assessed		214

District Totals	
Total Gross Value	184,047
Homestead Loss	13,000
Other Exemption Loss	0
TIF Increment Value	
Retained TIF Value	
Net Assessed Value	171,047

Net Assessed Under Protest

* Public Service Protests Values are not included on this report.

Real	Count	Value
Agricultural	4,370	21,525,693
Commercial	437	11,454,897
Residential	4,784	35,398,521
Total Real Value	9,591	68,379,111
Homestead	2,338	2,423,734
Veteran	54	693,864
Other	0	0
Total Exempt	2,499	3,117,598



TIF Increment Value

Net Assessed		65,261,513
Net Assessed Under Protest	0	0
Senior Freeze	371	1,206,708
Capped Parcels	3,439	9,509,229

Personal	Count	Value
Agricultural	649	2,934,747
Commercial	550	69,363,436
Mobile Home	180	401,710
Total Personal	1,379	72,699,893
Total Exempt	6	10,535,534

TIF Increment Value

Net Assessed		62,164,359
Net Assessed Under Protest	4	5,994,171

Public Service	Count	Value
Total PS Value	189	140,052,972

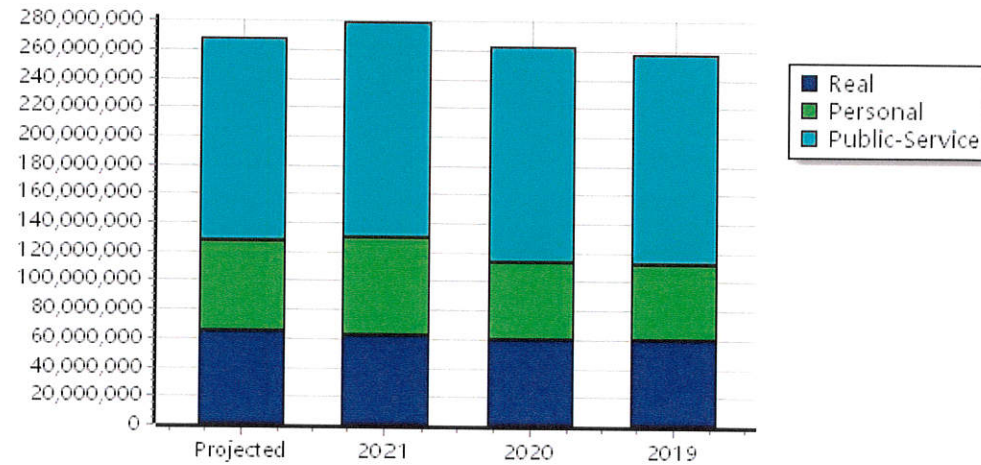
TIF Increment Value

Net Assessed		140,052,972
---------------------	--	--------------------

District Totals

Total Gross Value	281,131,976
Homestead Loss	2,423,734
Other Exemption Loss	11,229,398
TIF Increment Value	
Retained TIF Value	
Net Assessed Value	267,478,844
Net Assessed Under Protest	5,994,171


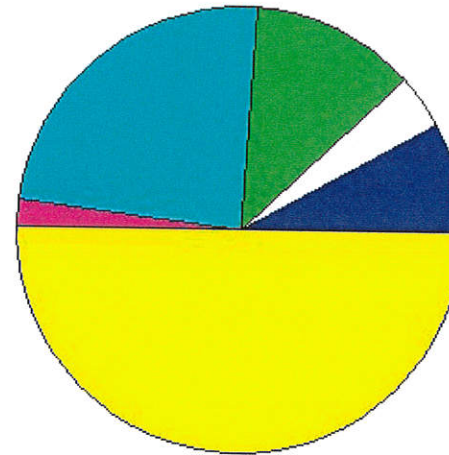
* Public Service Protests Values are not included on this report.



EMS EMERGENCY MNGT SYS

District Type : Other


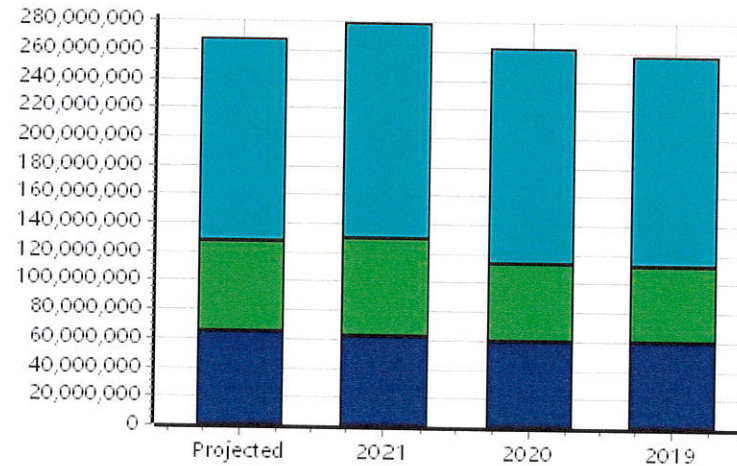
Real	Count	Value
Agricultural	4,370	21,525,693
Commercial	437	11,454,897
Residential	4,784	35,398,521
Total Real Value	9,591	68,379,111
Homestead	2,338	2,423,734
Veteran	54	693,864
Other	0	0
Total Exempt	2,499	3,117,598



TIF Increment Value

Net Assessed		65,261,513
Net Assessed Under Protest	0	0
Senior Freeze	371	1,206,708
Capped Parcels	3,439	9,509,229

Personal	Count	Value
Agricultural	649	2,934,747
Commercial	550	69,363,436
Mobile Home	180	401,710
Total Personal	1,379	72,699,893
Total Exempt	6	10,535,534



TIF Increment Value

Net Assessed		62,164,359
Net Assessed Under Protest	4	5,994,171

Public Service	Count	Value
Total PS Value	189	140,052,972

TIF Increment Value


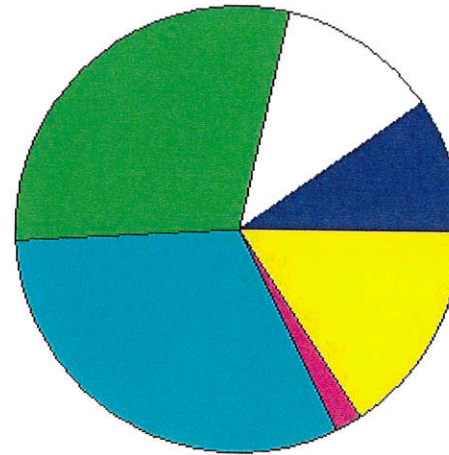
Net Assessed	140,052,972
---------------------	--------------------

District Totals

Total Gross Value	281,131,976
Homestead Loss	2,423,734
Other Exemption Loss	11,229,398
TIF Increment Value	
Retained TIF Value	
Net Assessed Value	267,478,844
Net Assessed Under Protest	5,994,171

* Public Service Protests Values are not included on this report.

Real	Count	Value
Agricultural	1,232	7,619,684
Commercial	317	10,274,916
Residential	3,095	24,345,436
Total Real Value	4,644	42,240,036
Homestead	1,509	1,579,695
Veteran	34	407,099
Other	0	0
Total Exempt	1,625	1,986,794



TIF Increment Value

Net Assessed		40,253,242
Net Assessed Under Protest	0	0
Senior Freeze	270	948,932
Capped Parcels	2,281	5,932,524

Personal	Count	Value
Agricultural	269	973,728
Commercial	335	26,333,016
Mobile Home	81	176,255
Total Personal	685	27,482,999
Total Exempt	3	10,532,622

TIF Increment Value

Net Assessed		16,950,377
Net Assessed Under Protest	1	531,133

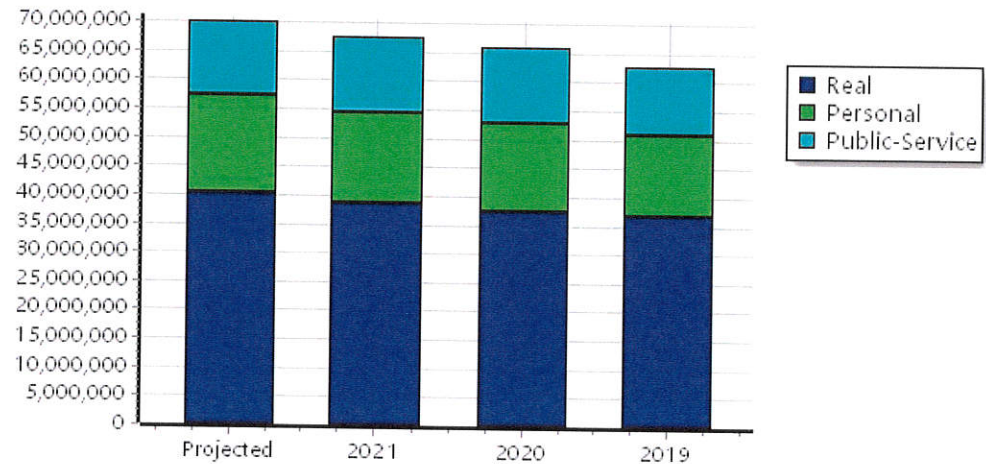
Public Service	Count	Value
Total PS Value	34	12,811,035

TIF Increment Value


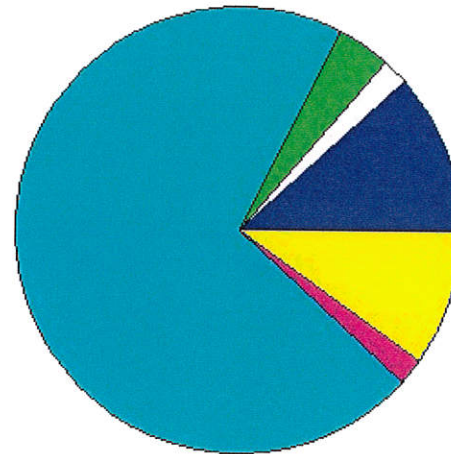
Net Assessed		12,811,035
---------------------	--	-------------------

District Totals	
Total Gross Value	82,534,070
Homestead Loss	1,579,695
Other Exemption Loss	10,939,721
TIF Increment Value	
Retained TIF Value	
Net Assessed Value	70,014,654
Net Assessed Under Protest	531,133

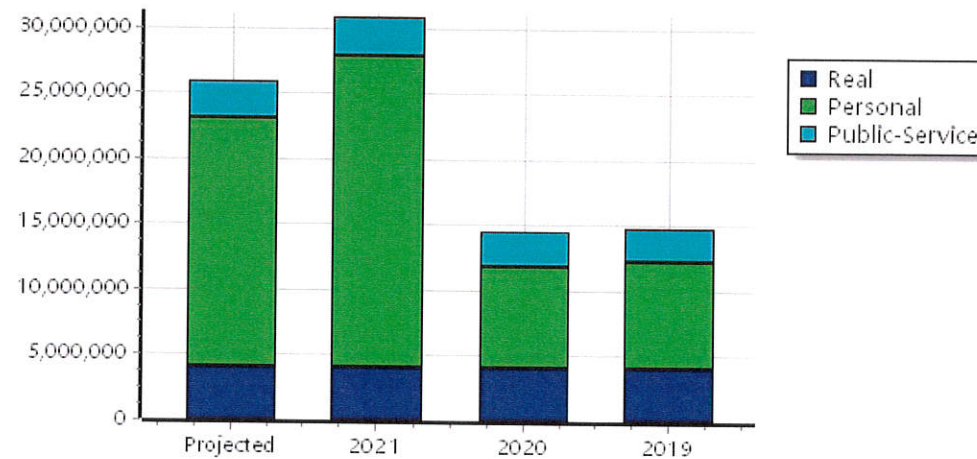
* Public Service Protests Values are not included on this report.



Real	Count	Value
Agricultural	723	3,028,714
Commercial	42	441,412
Residential	317	819,807
Total Real Value	1,082	4,289,933
Homestead	120	118,883
Veteran	2	38,150
Other	0	0
Total Exempt	123	157,033
TIF Increment Value		
Net Assessed		4,132,900
Net Assessed Under Protest	0	0
Senior Freeze	8	34,289
Capped Parcels	215	433,845




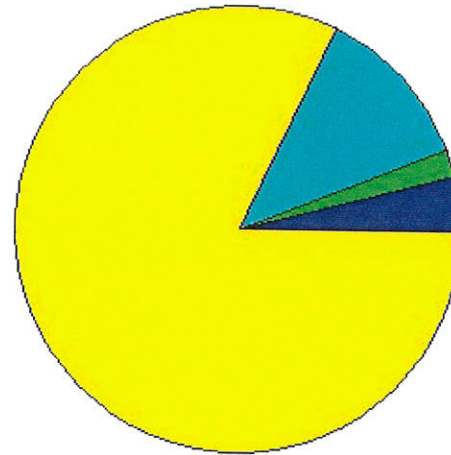
Personal	Count	Value
Agricultural	77	345,808
Commercial	56	18,487,751
Mobile Home	15	34,230
Total Personal	148	18,867,789
Total Exempt	1	316
TIF Increment Value		
Net Assessed		18,867,473
Net Assessed Under Protest	1	1,114,249
Public Service		
Total PS Value	32	2,794,950
TIF Increment Value		
Net Assessed		2,794,950



District Totals	
Total Gross Value	25,952,672
Homestead Loss	118,883
Other Exemption Loss	38,466
TIF Increment Value	
Retained TIF Value	
Net Assessed Value	25,795,323
Net Assessed Under Protest	1,114,249

* Public Service Protests Values are not included on this report.

Real	Count	Value
Agricultural	1,450	5,026,487
Commercial	22	101,737
Residential	482	1,559,255
Total Real Value	1,954	6,687,479
Homestead	206	211,575
Veteran	4	34,336
Other	0	0
Total Exempt	221	245,911



TIF Increment Value

Net Assessed		6,441,568
Net Assessed Under Protest	0	0
Senior Freeze	23	23,958
Capped Parcels	441	958,258

Personal	Count	Value
Agricultural	127	1,019,297
Commercial	59	16,527,855
Mobile Home	32	57,286
Total Personal	218	17,604,438
Total Exempt	1	1,151

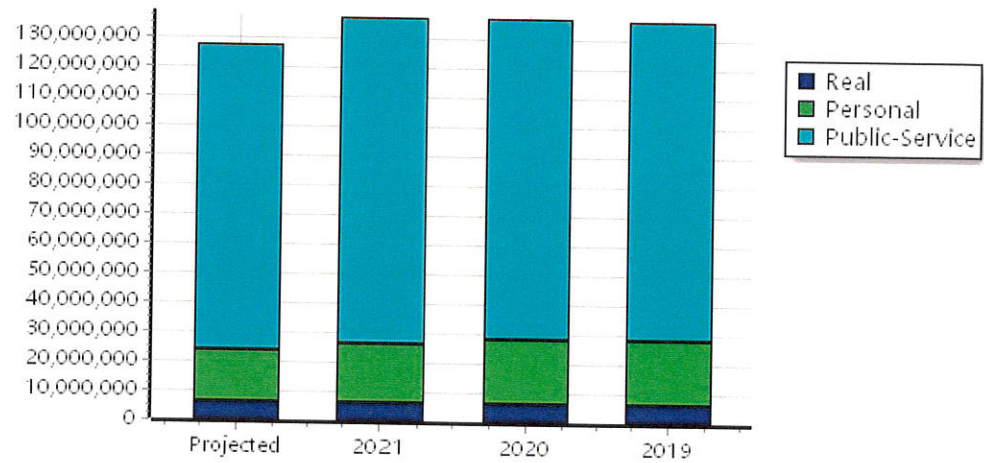
TIF Increment Value

Net Assessed		17,603,287
Net Assessed Under Protest	1	3,386,310

Public Service	Count	Value
Total PS Value	41	103,808,719

TIF Increment Value

Net Assessed		103,808,719
---------------------	--	--------------------



District Totals

Total Gross Value	128,100,636
Homestead Loss	211,575
Other Exemption Loss	35,487
TIF Increment Value	
Retained TIF Value	
Net Assessed Value	127,853,574
Net Assessed Under Protest	3,386,310

* Public Service Protests Values are not included on this report.

Real	Count	Value
Agricultural	532	3,754,537
Commercial	51	627,533
Residential	734	7,570,625
Total Real Value	1,317	11,952,695
Homestead	398	404,581
Veteran	14	214,279
Other	0	0
Total Exempt	421	618,860

TIF Increment Value

Net Assessed 11,333,835

Net Assessed Under Protest

Senior Freeze	46	122,207
Capped Parcels	317	1,686,042

Personal	Count	Value
Agricultural	125	514,212
Commercial	66	1,476,742
Mobile Home	42	85,892
Total Personal	233	2,076,846
Total Exempt	1	1,445

TIF Increment Value

Net Assessed 2,075,401

Net Assessed Under Protest

Public Service	Count	Value
Total PS Value	31	13,930,859

TIF Increment Value

Net Assessed 13,930,859

District Totals

Total Gross Value	27,960,400
Homestead Loss	404,581
Other Exemption Loss	215,724

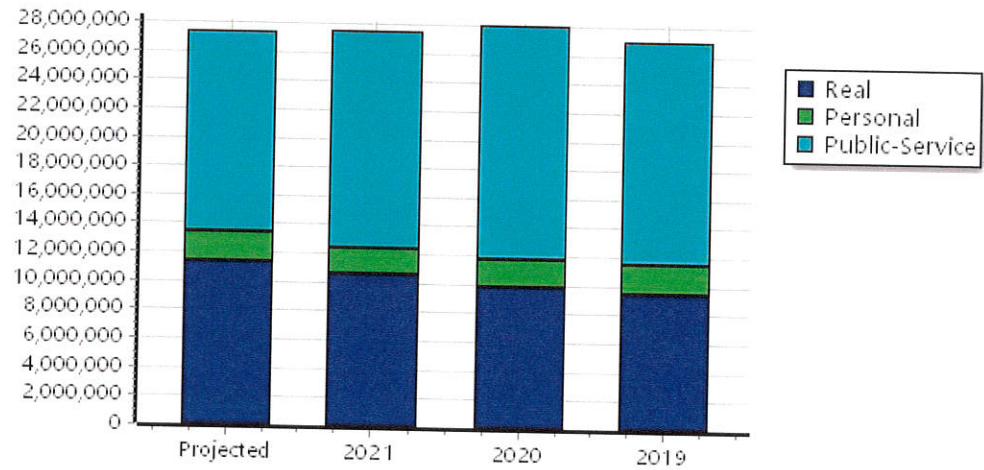
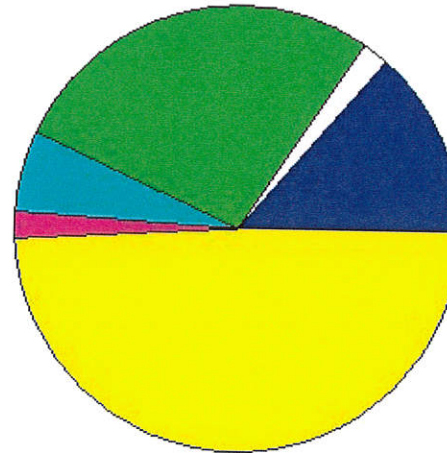
TIF Increment Value

Retained TIF Value

Net Assessed Value 27,340,095

Net Assessed Under Protest

* Public Service Protests Values are not included on this report.



Real	Count	Value
Agricultural	35	214,285
Commercial	0	0
Residential	14	105,422
Total Real Value	49	319,707
Homestead	13	14,000
Veteran	0	0
Other	0	0
Total Exempt	14	14,000

TIF Increment Value

Net Assessed 305,707

Net Assessed Under Protest

Senior Freeze	5	6,854
Capped Parcels	13	33,095

Personal	Count	Value
Agricultural	7	9,173
Commercial	4	3,717
Mobile Home	1	775
Total Personal	12	13,665
Total Exempt	0	0

TIF Increment Value

Net Assessed 13,665

Net Assessed Under Protest

Public Service	Count	Value
Total PS Value	3	52,960

TIF Increment Value

Net Assessed 52,960

District Totals

Total Gross Value	386,332
Homestead Loss	14,000
Other Exemption Loss	0

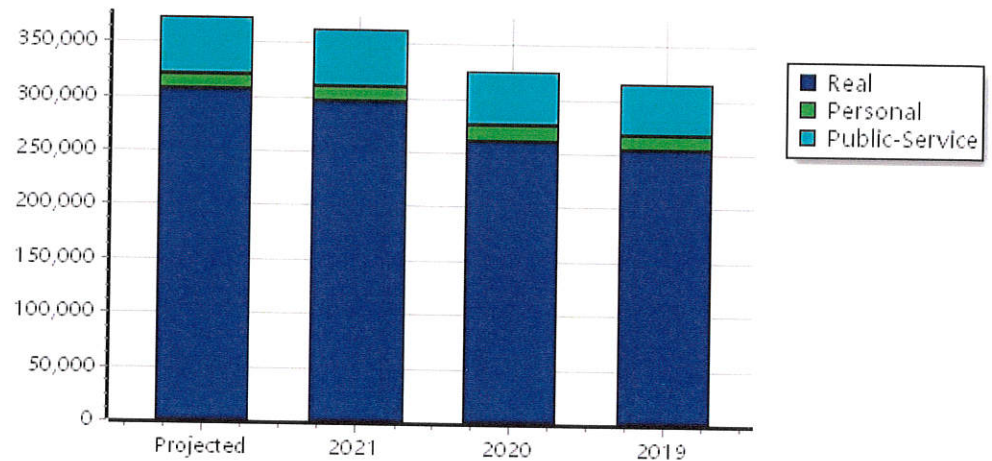
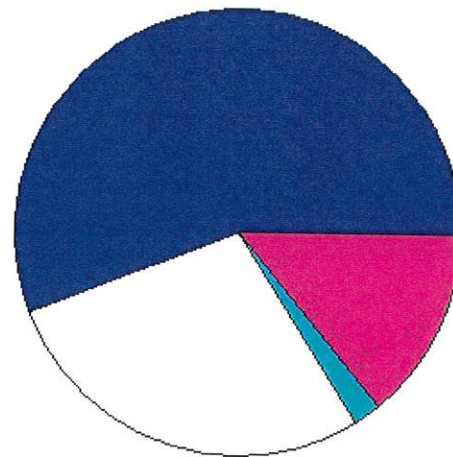
TIF Increment Value

Retained TIF Value

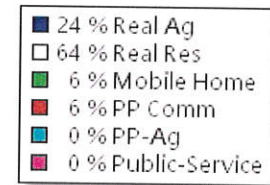
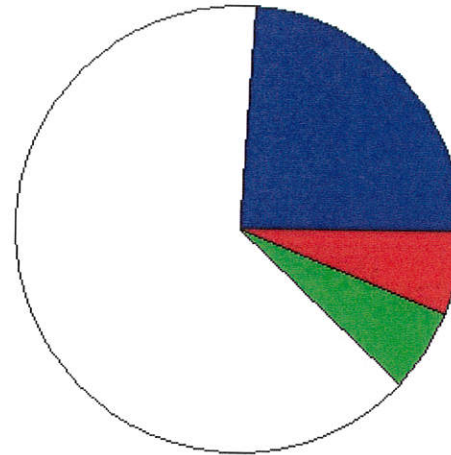
Net Assessed Value 372,332

Net Assessed Under Protest

* Public Service Protests Values are not included on this report.



Real	Count	Value
Agricultural	8	70,146
Commercial	0	0
Residential	10	186,057
Total Real Value	18	256,203
Homestead	8	8,000
Veteran	0	0
Other	0	0
Total Exempt	8	8,000



TIF Increment Value

Net Assessed 248,203

Net Assessed Under Protest

Senior Freeze	2	1,801
Capped Parcels	11	44,704

Personal	Count	Value
Agricultural	1	70
Commercial	2	17,807
Mobile Home	2	15,074
Total Personal	5	32,951
Total Exempt	0	0

TIF Increment Value

Net Assessed 32,951

Net Assessed Under Protest

Public Service	Count	Value
Total PS Value	4	1,624

TIF Increment Value

Net Assessed 1,624

District Totals

Total Gross Value	290,778
Homestead Loss	8,000
Other Exemption Loss	0

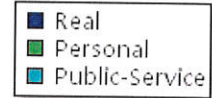
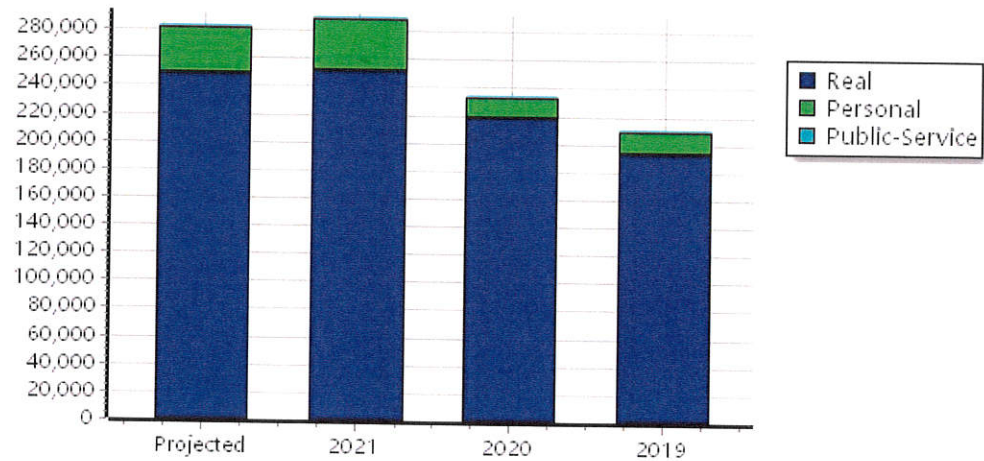
TIF Increment Value

Retained TIF Value


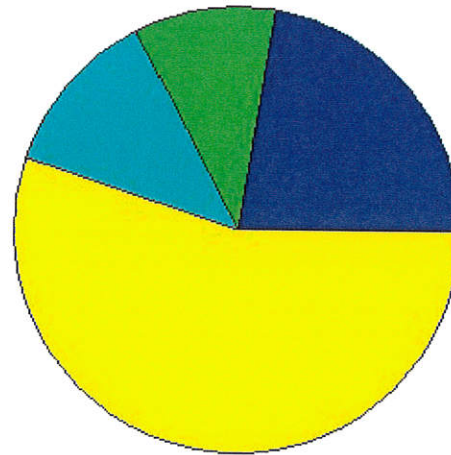
Net Assessed Value 282,778

Net Assessed Under Protest

* Public Service Protests Values are not included on this report.



Real	Count	Value
Agricultural	222	1,040,889
Commercial	2	2,390
Residential	40	471,853
Total Real Value	264	1,515,132
Homestead	51	52,000
Veteran	0	0
Other	0	0
Total Exempt	52	52,000



TIF Increment Value

Net Assessed 1,463,132

Net Assessed Under Protest

Senior Freeze	11	47,412
Capped Parcels	93	266,605

Personal	Count	Value
Agricultural	25	38,433
Commercial	9	578,233
Mobile Home	5	27,512
Total Personal	39	644,178
Total Exempt	0	0

TIF Increment Value

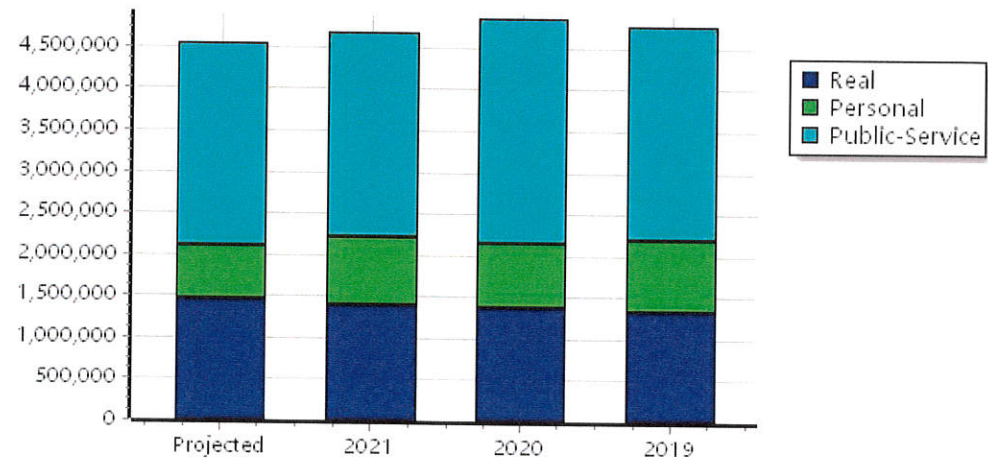
Net Assessed 644,178

Net Assessed Under Protest

Public Service	Count	Value
Total PS Value	15	2,442,284

TIF Increment Value

Net Assessed 2,442,284



District Totals

Total Gross Value	4,601,594
Homestead Loss	52,000
Other Exemption Loss	0

TIF Increment Value

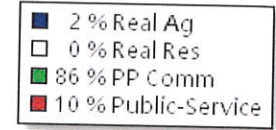
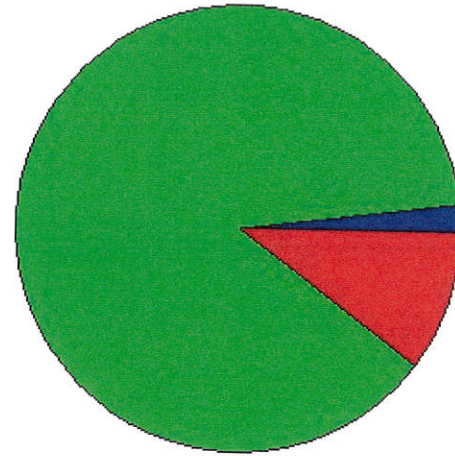
Retained TIF Value

Net Assessed Value 4,549,594


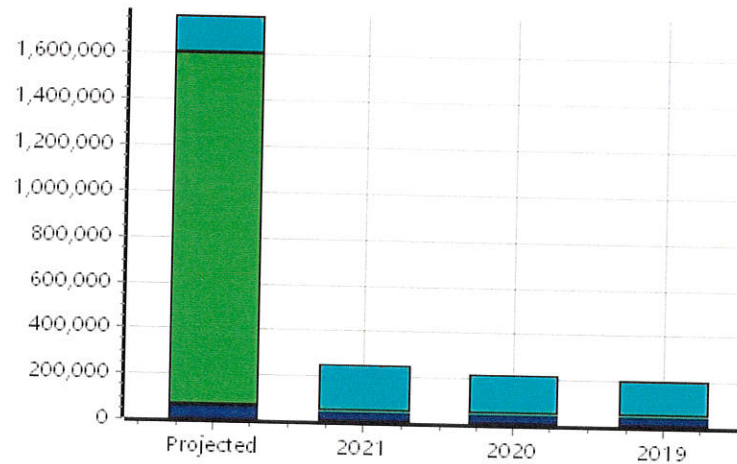
Net Assessed Under Protest

* Public Service Protests Values are not included on this report.

Real	Count	Value
Agricultural	13	51,106
Commercial	0	0
Residential	1	16,650
Total Real Value	14	67,756
Homestead	2	3,000
Veteran	0	0
Other	0	0
Total Exempt	3	3,000
TIF Increment Value		
Net Assessed		64,756
Net Assessed Under Protest		
Senior Freeze	1	8,137
Capped Parcels	2	2,112



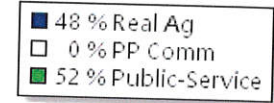

Personal	Count	Value
Agricultural	0	0
Commercial	3	1,537,426
Mobile Home	0	0
Total Personal	3	1,537,426
Total Exempt	0	0
TIF Increment Value		
Net Assessed		1,537,426
Net Assessed Under Protest		
Public Service	Count	Value
Total PS Value	5	162,025
TIF Increment Value		
Net Assessed		162,025



District Totals	
Total Gross Value	1,767,207
Homestead Loss	3,000
Other Exemption Loss	0
TIF Increment Value	
Retained TIF Value	
Net Assessed Value	1,764,207
Net Assessed Under Protest	


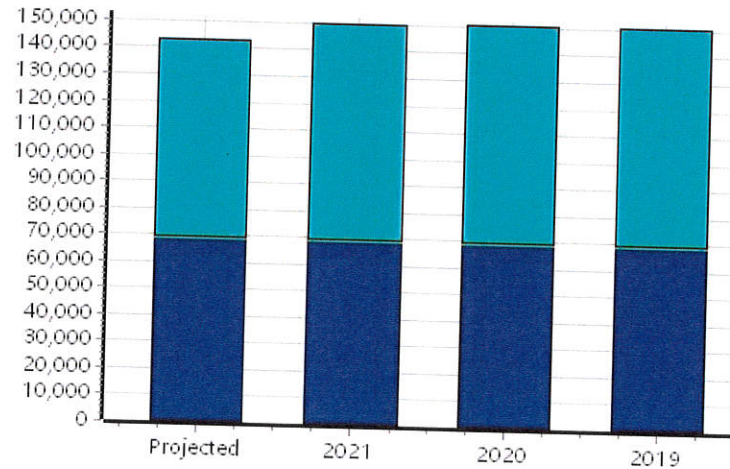
* Public Service Protests Values are not included on this report.

Real	Count	Value
Agricultural	16	69,444
Commercial	0	0
Residential	0	0
Total Real Value	16	69,444
Homestead	1	1,000
Veteran	0	0
Other	0	0
Total Exempt	1	1,000
TIF Increment Value		
Net Assessed		68,444
Net Assessed Under Protest		
Senior Freeze	0	0
Capped Parcels	5	14,147



Personal	Count	Value
Agricultural	0	0
Commercial	2	9
Mobile Home	0	0
Total Personal	2	9
Total Exempt	0	0
TIF Increment Value		
Net Assessed		9
Net Assessed Under Protest		


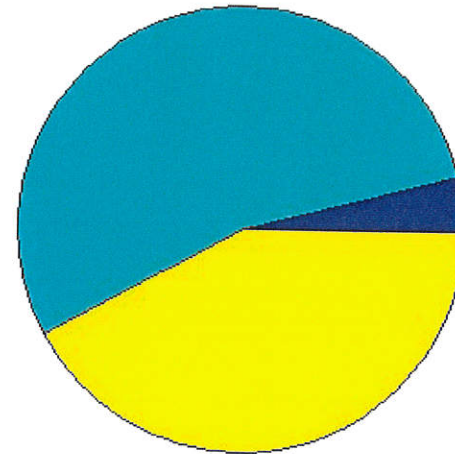
Public Service	Count	Value
Total PS Value	3	74,906
TIF Increment Value		
Net Assessed		74,906



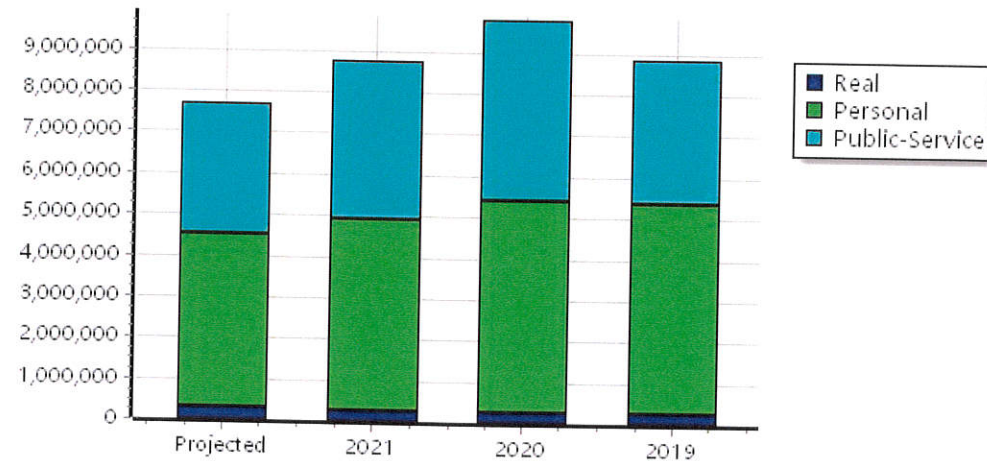
District Totals	
Total Gross Value	144,359
Homestead Loss	1,000
Other Exemption Loss	0
TIF Increment Value	
Retained TIF Value	
Net Assessed Value	143,359
Net Assessed Under Protest	

* Public Service Protests Values are not included on this report.

Real	Count	Value
Agricultural	60	288,475
Commercial	1	3,732
Residential	3	3,977
Total Real Value	64	296,184
Homestead	2	2,000
Veteran	0	0
Other	0	0
Total Exempt	2	2,000
TIF Increment Value		
Net Assessed		294,184
Net Assessed Under Protest	0	0
Senior Freeze	0	0
Capped Parcels	6	14,714



Personal	Count	Value
Agricultural	1	1,153
Commercial	6	4,218,129
Mobile Home	1	2,573
Total Personal	8	4,221,855
Total Exempt	0	0
TIF Increment Value		
Net Assessed		4,221,855
Net Assessed Under Protest	1	962,479
Public Service		
Total PS Value	11	3,156,619
TIF Increment Value		
Net Assessed		3,156,619



District Totals	
Total Gross Value	7,674,658
Homestead Loss	2,000
Other Exemption Loss	0
TIF Increment Value	
Retained TIF Value	
Net Assessed Value	7,672,658
Net Assessed Under Protest	962,479

* Public Service Protests Values are not included on this report.

Real	Count	Value
Agricultural	79	361,926
Commercial	2	3,177
Residential	88	319,439
Total Real Value	169	684,542
Homestead	28	29,000
Veteran	0	0
Other	0	0
Total Exempt	29	29,000

TIF Increment Value

Net Assessed 655,542

Net Assessed Under Protest

Senior Freeze	5	13,118
Capped Parcels	55	123,183

Personal	Count	Value
Agricultural	17	32,873
Commercial	8	182,751
Mobile Home	1	2,113
Total Personal	26	217,737
Total Exempt	0	0

TIF Increment Value

Net Assessed 217,737

Net Assessed Under Protest

Public Service	Count	Value
Total PS Value	10	816,991

TIF Increment Value

Net Assessed 816,991

District Totals

Total Gross Value	1,719,270
Homestead Loss	29,000
Other Exemption Loss	0

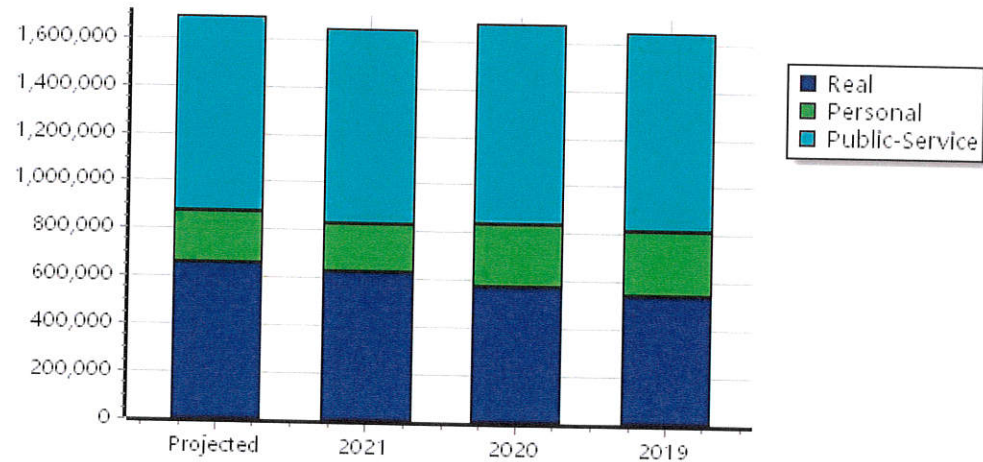
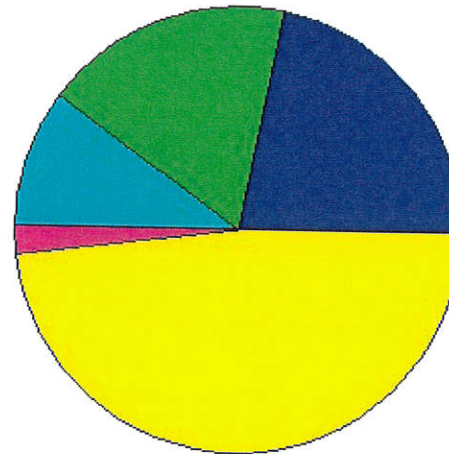
TIF Increment Value

Retained TIF Value

Net Assessed Value 1,690,270

Net Assessed Under Protest

* Public Service Protests Values are not included on this report.



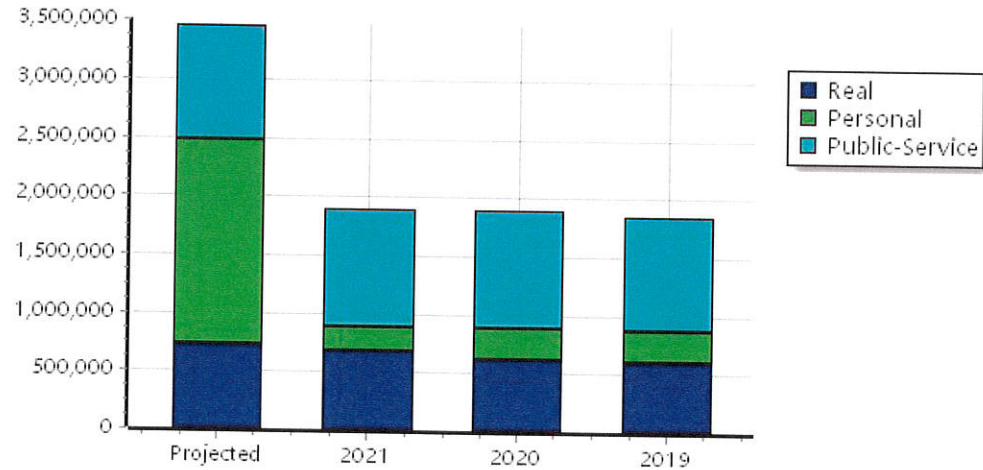
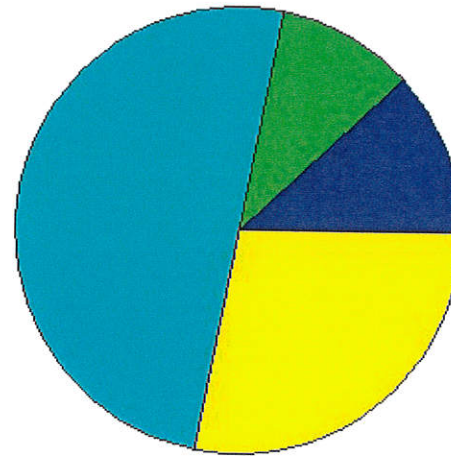
Real	Count	Value
Agricultural	92	413,032
Commercial	2	3,177
Residential	89	336,089
Total Real Value	183	752,298
Homestead	30	32,000
Veteran	0	0
Other	0	0
Total Exempt	32	32,000
TIF Increment Value		
Net Assessed		720,298
Net Assessed Under Protest		
Senior Freeze	6	21,255
Capped Parcels	57	125,295

Personal	Count	Value
Agricultural	17	32,873
Commercial	11	1,720,177
Mobile Home	1	2,113
Total Personal	29	1,755,163
Total Exempt	0	0
TIF Increment Value		
Net Assessed		1,755,163
Net Assessed Under Protest		

Public Service	Count	Value
Total PS Value	15	979,016
TIF Increment Value		
Net Assessed		979,016

District Totals	
Total Gross Value	3,486,477
Homestead Loss	32,000
Other Exemption Loss	0
TIF Increment Value	
Retained TIF Value	
Net Assessed Value	3,454,477
Net Assessed Under Protest	

* Public Service Protests Values are not included on this report.



V16 MERIDIAN VO TECH

District Type : Vo-Tech

Real	Count	Value
Agricultural	2,029	12,699,541
Commercial	370	10,904,839
Residential	3,893	32,679,393
Total Real Value	6,292	56,283,773
Homestead	1,979	2,058,276
Veteran	48	621,378
Other	0	0
Total Exempt	2,120	2,679,654

TIF Increment Value

Net Assessed 53,604,119

Net Assessed Under Protest 0 0

Senior Freeze	334	1,127,206
Capped Parcels	2,715	7,962,970

Personal	Count	Value
Agricultural	427	1,535,616
Commercial	416	28,409,515
Mobile Home	131	305,508
Total Personal	974	30,250,639
Total Exempt	4	10,534,067

TIF Increment Value

Net Assessed 19,716,572

Net Assessed Under Protest 1 531,133

Public Service	Count	Value
Total PS Value	87	29,238,762

TIF Increment Value

Net Assessed 29,238,762

District Totals

Total Gross Value 115,773,174

Homestead Loss 2,058,276

Other Exemption Loss 11,155,445

TIF Increment Value

Retained TIF Value

Net Assessed Value 102,559,453

Net Assessed Under Protest 531,133

* Public Service Protests Values are not included on this report.

